

# Jordan TEAM Together Grade 4 Semester 1



Activity Book

### *Evaluation and Adaptation Committee*

Prof. Fawwaz Mohammad Al-Abed Al-Haq (Head)

Dr. Manal Fahed Aburumman (Coordinator)

Prof. Sabri Shehadeh AlShboul    Dr. Zeina Mohammad AlKaraki    Dr. Adnan Ahmad Al-Omari

**Publisher: The National Center for Curriculum Development and Evaluation**

**The National Center for Curriculum Development and Evaluation is pleased to have your feedback and comments on this book through the following contact details:**

☎ 06-5376262 / 237

📄 06-5376266

✉ P.O.Box: 2088 Amman 11941

f @nccdjor

@ feedback@nccd.gov.jo

🌐 www.nccd.gov.jo

The Ministry of Education has decided to adopt this book for Jordanian schools in accordance with the approval of the Higher Council of the National Center for Curriculum Development and Evaluation in its meeting No. 3/2025 on 27/3/2025 and the approval of the Board of Education decision No. 34/2025 in its meeting No. 1/2025 on 30/4/2025 for the 2026/2027 academic year.

First edition (trial) © Pearson Education Limited and York Press Ltd. 2025

Second edition (revised and updated) © Pearson Education Limited and York Press Ltd. 2026

ISBN: 978-9923-66-052-2

The Hashemite Kingdom of Jordan  
Deposit number by the National Library Department  
(2026/1/393)

**Primary indexing data for the book**

<b>Book title</b>	Jordan Team Together, Grade 4: Activity Book, Semester 1
<b>Prepared by / staff</b>	Jordan National Center for Curriculum Development
<b>Publication data</b>	Amman: National Center for Curriculum Development, 2026
<b>Classification number</b>	375.001
<b>Descriptors</b>	English Language//Curriculum Development//Courses//Levels of// Education
<b>Edition data</b>	Second Edition, Revised and Updated

The authors bear full legal responsibility for the content of their work, and this work does not express the opinion of the National Library Department.

The right of Inés Avello to be identified as author of this \*work has been asserted by her in accordance with the Royal Legislative Decree, 12 April 1/1996, which approves the consolidated text of the Law of Intellectual Property Rights.

The publishers would like to thank Michelle Mahony, Gareth Vaughan and Tessa Lochowski for their contribution.

All rights reserved; no part of this publication may be reproduced, stored in a retrieval system, or transmitted in any form or by any means, electronic, mechanical, photocopying, recording, or otherwise without the prior written permission of the Publishers.

Printed 2025

Reprinted 2026

\* The term “work” in this context refers to the original text (publication) before the adaptation to the Jordanian culture.

# Jordan TEAM Together Grade 4 Semester 1



Activity Book

## Contents

<b>Welcome</b> New neighbours .....	2	<b>Festivals</b>	
1 New school .....	6	World Environment Day .....	40
2 Picnic time! .....	14	World Friendship Day .....	41
3 Along the river .....	22	Flag Day .....	42
4 All about jobs .....	30	<b>Communication activities</b> .....	43
<b>Bo's Learning Club</b>		<b>Speaking reference</b> .....	47
Language booster 1 .....	38		

# Welcome

# New neighbours

## 1 Look and match.

1



2



3



a

I'm Millie.  
I'm eight.  
I'm British.

b

I'm Hamed.  
I'm nine.  
I'm Jordanian.

c

I'm Katy.  
I'm nine.  
I'm British.

## 2 Draw and describe yourself.

1 What's your name?


\_\_\_\_\_

2 How old are you?

\_\_\_\_\_

3 Where are you from?

\_\_\_\_\_






3 Look and write the countries.




1 Egypt



2 the U\_i\_e\_  
K\_n\_d\_m




3 J\_r\_a\_



4 Q\_t\_r



5 S\_a\_n



6 the U\_i\_e\_ A\_a\_  
E\_i\_a\_e\_

4  Read and write the nationalities.

Spanish ~~Jordanian~~ Emirati British Qatari Egyptian

- 1 I am from Jordan. I am Jordanian.
- 2 I am from the United Arab Emirates. I am \_\_\_\_\_.
- 3 I am from Spain. I am \_\_\_\_\_.
- 4 I am from Qatar. I am \_\_\_\_\_.
- 5 I am from the United Kingdom. I am \_\_\_\_\_.
- 6 I am from Egypt. I am \_\_\_\_\_.

5 Write about your flag and your nationality.

My flag is \_\_\_\_\_.  
I'm \_\_\_\_\_.

### 1 Complete the crossword.

basketball canoeing reading table tennis  
 football tennis ~~shopping~~ swimming

1 S  
H  
O  
P  
P  
I  
N  
G  
2  
3  
4  
5  
6  
7  
8

### 2 Listen and match.

1 Kareem

😊 😞

2 Dana

😊 😞

3 Fadi

😊 😞

4 Samia

😊 😞

a

b

c

d

e

f

### 3 Look at Activity 2 and complete the sentences. Then write about yourself.

- 1 Kareem likes playing tennis. He doesn't like \_\_\_\_\_.
- 2 Dana likes \_\_\_\_\_. She doesn't \_\_\_\_\_.
- 3 Fadi \_\_\_\_\_. He \_\_\_\_\_.
- 4 Samia \_\_\_\_\_.
- 5 I \_\_\_\_\_.



1 Match the numbers.

(67)	(48)	thirty-	six
		sixty-	two
(26)	(99)	twenty-	nine
		forty-	five
(82)	(35)	ninety-	seven
		eighty-	eight

2 Write the missing numbers in words. Then write your own sequence.

1	thirty	<i>thirty-one</i>	thirty-two	thirty-three
2	twenty-two	twenty-three	_____	twenty-five
3	ten	_____	twelve	thirteen
4	_____	eighty-eight	eighty-nine	ninety
5	forty-seven	forty-eight	_____	fifty
6	_____	_____	_____	_____

3 Write the numbers in words.

1	45	<i>forty-five</i>	4	63	_____
2	12	_____	5	100	_____
3	29	_____	6	77	_____

4 Follow and solve the riddles. Write the numbers in words.

8	<i>twenty-three</i>	_____	_____	7
+	=	-	=	+
15		4		21
				=
				_____







1 Listen and tick (✓).

Grammar reference, page 56

	What's her favourite day?	What's her favourite subject?	What time is her favourite subject?
 <b>Nawal</b>	<input type="checkbox"/> <input checked="" type="checkbox"/>	<input type="checkbox"/> <input type="checkbox"/>	<input type="checkbox"/> <input type="checkbox"/>
 <b>Fadia</b>	<input type="checkbox"/> <input type="checkbox"/>	<input type="checkbox"/> <input type="checkbox"/>	<input type="checkbox"/> <input type="checkbox"/>

2 Look. Is it Nawal's or Fadia's timetable?

	SUNDAY	MONDAY	TUESDAY	WEDNESDAY	THURSDAY
9.00	Maths	Islamic Studies	Digital Skills	English	Maths
10.00	BREAK				
10.30	Social Studies	Science	English	Social Studies	Science
11.30	English	Maths	Maths	Art	Islamic Studies
12.00	PE				
1.00	Arabic	Digital Skills	Arabic	Digital Skills	Digital Skills

It's \_\_\_\_\_ timetable.

3 Look at the timetable in Activity 2. Answer the questions.

- When does she have Islamic Studies? She has Islamic Studies on Monday at \_\_\_\_\_ and on \_\_\_\_\_ at \_\_\_\_\_.
- What time does she have Art on Wednesday? On Wednesday, she has Art at \_\_\_\_\_.
- What time does she have PE every day? She has PE \_\_\_\_\_.
- When does she have Science? She has \_\_\_\_\_.
- When does she have English? She \_\_\_\_\_.

1 Find and write the words.

*sometimes always never often*

\_\_\_\_\_ ✓✓✓✓✓✓✓✓

\_\_\_\_\_ ✓✓✓✓✓✓

\_\_\_\_\_ *sometimes* ✓✓✓

\_\_\_\_\_ ✗

2 Read and match.

- |                      |                                    |
|----------------------|------------------------------------|
| 1 three times a week | a on Friday and Saturday           |
| 2 at the weekend     | b from Sunday to Thursday          |
| 3 every day          | c on Wednesday                     |
| 4 once a week        | d on Tuesday and Thursday          |
| 5 twice a week       | e on Monday, Tuesday and Wednesday |

3 Look at the diary and complete the sentences with the words from the box.

always   once a week   sometimes   twice a week   ~~at the weekend~~

Sunday	Monday	Tuesday	Wednesday	Thursday	Friday	Saturday
<i>lunch at home</i>	<i>lunch at home</i>	<i>Mum and Dad play tennis</i>	<i>Samia and I play video games</i>	<i>lunch at home</i>	<i>Samia and I watch TV play video games</i>	<i>Samia watches TV</i>
<i>read a story</i>	<i>read a story</i>	<i>read a story</i>	<i>read a story</i>	<i>read a story</i>	<i>read a story</i>	<i>read a story</i>

- My sister Samia watches TV at the weekend.
- I \_\_\_\_\_ read a story.
- Mum and Dad play tennis \_\_\_\_\_.
- I \_\_\_\_\_ have lunch at home.
- Samia and I play video games \_\_\_\_\_.

4 Write about yourself.


- I \_\_\_\_\_ (always)
- \_\_\_\_\_ (often)
- \_\_\_\_\_ (at the weekend)
- \_\_\_\_\_ (never)
- \_\_\_\_\_ (twice a week)



**1 Read and complete the puzzles with the words from the box.**

boarding building day Forest primary uniform


1



Your school now.

The clothes you wear at school.


2



You sleep at this school.

It starts at 9 o'clock and finishes at 3 o'clock from Monday to Friday.

3



An outdoor lesson.

The place with rooms, doors and windows where you study every day.



**2 After you read Match each part of the sentences.**

- |                              |  |
|------------------------------|--|
| 1 The school day starts at   | a taking books home.                         |
| 2 School uniform is often    | b an outdoor lesson.                         |
| 3 The school day finishes at | c 9 o'clock.                                 |
| 4 At a boarding school,      | d a jumper, a shirt and a skirt or trousers. |
| 5 A book bag is for          | e 3 o'clock.                                 |
| 6 Forest School is           | f children go home at weekends.              |

**3 Complete. Then compare in pairs.**

My favourite day at school is \_\_\_\_\_

1 Order the words to make sentences.

Saturday What morning about

*What about Saturday morning* \_\_\_\_\_ ?

play video games Do you tomorrow evening want to

\_\_\_\_\_ ?

at 11 o'clock Let's at my house meet

\_\_\_\_\_ .

I Sorry, can't

\_\_\_\_\_ .

morning I'm free Yes, on Saturday

\_\_\_\_\_ .



2 Order the sentences in Activity 1 to make a dialogue. Then listen and check.

3 Plan your weekend. Circle the day. Then ask and answer in pairs and tick (✓) the activities you can do together.

Activities	When?	Yes (✓)
play tennis	Friday / Saturday	
go to the park	Friday / Saturday	
visit my aunt	Friday / Saturday	
go to the library	Friday / Saturday	
go to the supermarket	Friday / Saturday	
play video games	Friday / Saturday	

Do you want to play tennis on Saturday?

Sorry, I can't.



Pronunciation

4 Colour the words with the /z/ sound. Then listen and check.


plays peas watches knees makes

sleeps likes goes brushes swings

Reading

1 After you read Complete the table about Heba's first day at school.

eight Miss Fatima Art ~~uniform~~ Miss Lubna  
pencil case walk Rana



	Heba	You
What to wear to school	1 <u>uniform</u>	_____
School object to take to school	2 _____	_____
How to get to school	3 _____	_____
School starts at ...	4 _____	_____
Friend	5 _____	_____
Teacher	6 _____	_____
Art teacher	7 _____	_____
Favourite subject	8 _____	_____

2 Circle the correct answer.

- Heba starts school at 9 o'clock / 8 o'clock.
- Heba is excited / sad on her first day at school.
- The school has got a small / great Art room.
- Heba likes drawing / singing and Art.
- Heba's picture is on the table / wall of the Art room.


3 Think about your first day at school and complete the table in Activity 1 about you.

**Writing**

**1 Read and underline 12 mistakes. Then write the correct words.**

my brother ali loves school. he studies arabic, english and social studies.  
his favourite subjects are art and science. he doesn't like maths.

My \_\_\_\_\_  
\_\_\_\_\_

**2**  **Tick (✓) the words which start with a capital letter. Is it the same in your language?**

- |         |                                     |                  |                          |          |                          |
|---------|-------------------------------------|------------------|--------------------------|----------|--------------------------|
| names   | <input checked="" type="checkbox"/> | days of the week | <input type="checkbox"/> | subjects | <input type="checkbox"/> |
| colours | <input type="checkbox"/>            | numbers          | <input type="checkbox"/> | months   | <input type="checkbox"/> |

**tip** **Writing**  
Make sure you use a capital letter at the start of each sentence. Use a capital letter for the subject names, too.

**3 Write about your favourite lesson.**

**1 Plan** 

**Read and answer. Make notes.**

- What's your favourite lesson? \_\_\_\_\_
- Why do you like it? \_\_\_\_\_
- What other lesson do you like? \_\_\_\_\_
- Why do you like it? \_\_\_\_\_

**2 Write** 

**Use your notes and write.**

	<b>My favourite</b> _____
By _____	
My favourite _____	is _____.
I like it because _____	.
I also like _____	. I like it because _____.

**3 Check your work** 

**Read your text again and tick (✓).**

- A capital letter at the start of each sentence?
- Correct spelling?
- Clear handwriting?

## 2

## Picnic time!


## Vocabulary

1  Look at Pupil's Book page 18 and complete the sentences.

- 1 There are lots of children playing \_\_\_\_\_.
- 2 The \_\_\_\_\_ flag is red, white, green and black.
- 3 The baby wants to have a \_\_\_\_\_. The boy is hungry because he wants to have some \_\_\_\_\_.

2 Find and number.

cupcakes	<input type="checkbox"/>	tea	<input type="checkbox"/>
salad	<input type="checkbox"/>	lemonade	<input checked="" type="checkbox"/>
sandwiches	<input type="checkbox"/>	noodles	<input type="checkbox"/>
coffee	<input type="checkbox"/>	milkshake	<input type="checkbox"/>
fruit	<input type="checkbox"/>	olives	<input type="checkbox"/>
cereal	<input type="checkbox"/>	vegetables	<input type="checkbox"/>



3 Look at Activity 2 and complete the table.

sweet	savoury	other
<u>cupcakes</u>	_____	_____
_____	_____	_____
_____	_____	_____
_____	_____	_____
_____	_____	_____

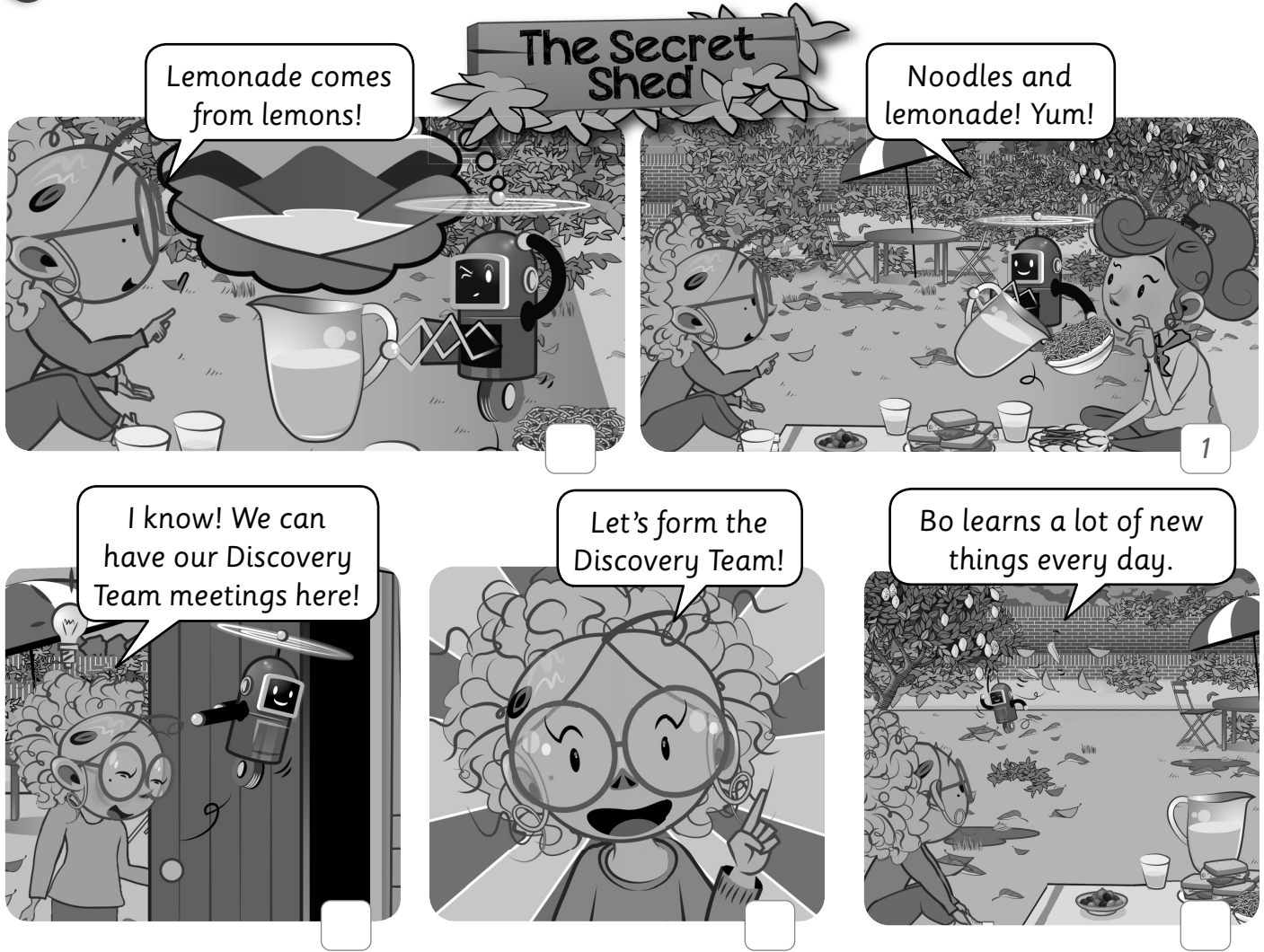
## I'm learning

Draw pictures of new words to help you remember them. Make your own flashcards.



4  Can you think of another category to classify food? Write some examples.

1 After you read Look, read and order.



2 Write all the food and drink words you see in Activity 1.

noodles \_\_\_\_\_

3 Complete the sentences.

- 1 The children have a picnic in the garden.
- 2 Bo wants to put \_\_\_\_\_ on \_\_\_\_\_.
- 3 The children form a \_\_\_\_\_.
- 4 The children have their team's meetings in an old \_\_\_\_\_.
- 5 The children find the club symbol on the \_\_\_\_\_.

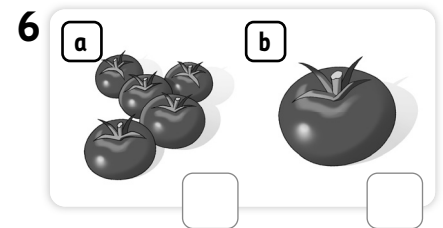
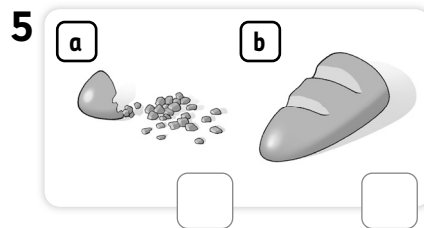
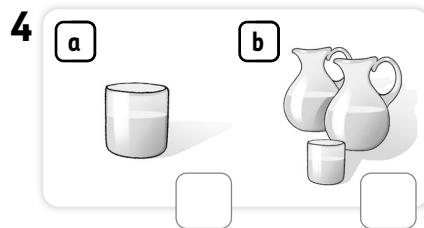
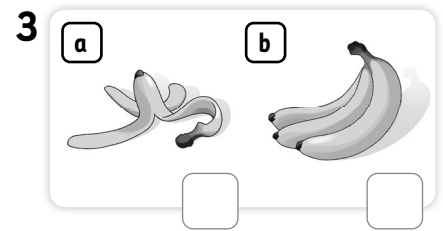
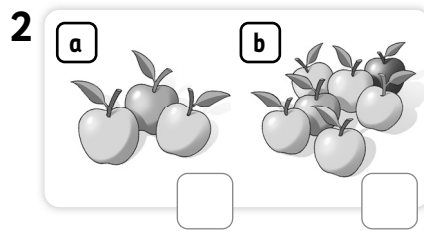
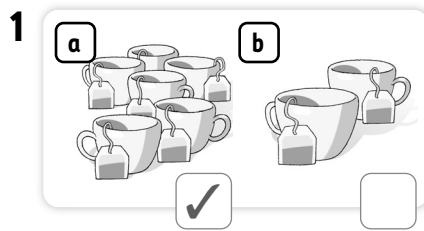
4 Values Read and circle.

The story is about learning together / doing exercise / working hard.



Grammar reference, page 56

1 Listen and tick (✓).



2 Look at the pictures in Activity 1. Then complete the sentences.

~~a lot of~~ are little is a few any

- 1 There's a lot of tea.
- 2 There are \_\_\_\_\_ apples.
- 3 There aren't \_\_\_\_\_ bananas.
- 4 There's a \_\_\_\_\_ lemonade.
- 5 There \_\_\_\_\_ some bread.
- 6 There \_\_\_\_\_ a lot of tomatoes.


3 What's on your plate?  
Draw and write.

On my plate, there's some bread.

\_\_\_\_\_

\_\_\_\_\_

\_\_\_\_\_



4 Compare with your partner. Are your plates the same or different?



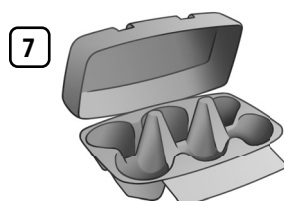
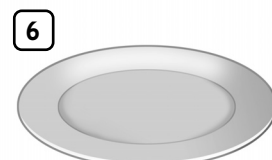


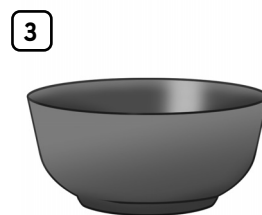
On my plate, there's a tomato.

On my plate, there aren't any tomatoes.



1 Look at the pictures. Find the containers and complete the phrases.

B	I	D	R	I	N	B	O	W	L
O	K	P	L	A	T	E	F	B	I
T	V	E	G	C	L	A	S	A	S
T	E	S	O	A	F	W	A	G	T
L	E	R	E	N	V	E	B	O	X
E	R	Y	D	A	Y	A	N	D	Y
C	U	P	O	G	L	A	S	S	U



1 a can of lemonade

2 a \_\_\_\_\_ of water

3 a \_\_\_\_\_ of salad

4 a \_\_\_\_\_ of tea

5 a \_\_\_\_\_ of orange juice

6 a \_\_\_\_\_ of cupcakes

7 a \_\_\_\_\_ of eggs

8 a \_\_\_\_\_ of carrots

💡 What's the message? I drink ...



2 Write questions with *any*. Then listen and circle.

1 fruit	<u>Is there any fruit?</u>	Yes / <input checked="" type="radio"/> No
2 apples	<u>Are</u>	Yes / No
3 oranges	<u>Are</u>	Yes / No
4 orange juice	<u>Is</u>	Yes / No
5 bananas	<u>Are</u>	Yes / No
6 ice cream	<u>Is</u>	Yes / No

3 Look at Activity 2. In pairs, ask and answer.





Is there any fruit?

Yes, there is.





1 Look and match. Then say.



bubble tea

mansaf

sushi

2 After you read Read and write *True* or *False*.

- 1 You eat mansaf with chopsticks.
- 2 Bubble tea is popular in Asia.
- 3 You make sushi with noodles.
- 4 You make mansaf with cake.

False

\_\_\_\_\_

\_\_\_\_\_

\_\_\_\_\_

3 Correct the false sentences in Activity 2.

\_\_\_\_\_

\_\_\_\_\_

\_\_\_\_\_

\_\_\_\_\_

## 1 Read and choose the best answer.

1 That's one dinar, please.

a Hello, can I help you?

b Here you are.

c Anything else?

2 Can I have four cupcakes, please?

a No, thanks.

b Here you are.

c No, that's it.

3 Anything else?

a Thanks, bye.

b That's four dinars, please.

c No, that's it, thanks.

4 Can I help you?

a Hello. Can I have some apples, please?

b Anything else?

c Here you are.

## 2 Order the sentences to make a dialogue.

 No, that's it. 1 Good morning! Can I help you? Right. That's two dinars, please. Here you are. Hi! Can I have three bags of grapes, please? Thanks! Bye. One, two, three. Anything else?

## Pronunciation

3  2.15 Colour the words with the /i/ sound. Then listen and check.

happy

eat

see

key

sunny

cherry

family

each

grape

help

Reading



1 After you read **Read and circle.**

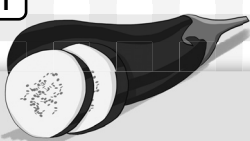
- 1 Dalia Alhattab is the winner of the TV show Little Chef / Kids Cook!
- 2 Dalia lives in Amman / London.
- 3 Dalia has got one / two brothers.
- 4 Moutabel is Dalia's / Hala's favourite recipe.
- 5 Moutabel is aubergine / cheese with yoghurt / milk.


2 Circle the words and complete the recipe.


lemon bread yoghurt tahini garlic aubergine salt oil


## Moutabel


🕒 Time: 10 minutes    👤 For: 4


1 


2 

3 

4 

5 

6 

7 

1 \_\_\_\_\_ 2 \_\_\_\_\_ 3 \_\_\_\_\_ juice 4 \_\_\_\_\_

5 \_\_\_\_\_ 6 \_\_\_\_\_ 7 \_\_\_\_\_

3 Read and correct the mistakes.

mix aubergine warm bowl bread



## Moutabel

- 1 You roast the cheese. aubergine
- 2 You put the yoghurt, garlic, tahini, salt, olive oil and lemon juice into a box. \_\_\_\_\_
- 3 You toast the ingredients together. \_\_\_\_\_
- 4 You get some cold bread. \_\_\_\_\_
- 5 You eat the moutabel with the fish. \_\_\_\_\_

**Writing**

**tip** Writing

When you explain how to do something, use these words: *first*, *then*, *after that* and *last*.

**1**  **Order the steps of the recipe. Then complete.**

After ~~First~~ Last Then

**Mansaf**



- \_\_\_\_\_ that, you make the rice and mix in the meat and sauce.
- 1 First*, you put the meat in hot water and cook it slowly for a few hours.
- \_\_\_\_\_, you put the almonds on top.
- \_\_\_\_\_, mix the yoghurt with herbs and spices to make the sauce.

**2** **Plan and write a recipe.**

**1 Plan** 

**Read and answer. Make notes.**

- What's the name of your food? \_\_\_\_\_
- What ingredients do you need? \_\_\_\_\_
- How long does it take to make? \_\_\_\_\_
- How many people is it for? \_\_\_\_\_
- How do you make it? \_\_\_\_\_

**2 Write** 

**Use your notes and write.**

<b>My favourite recipe!</b>		<b>INSTRUCTIONS:</b>
Time: _____	For: _____	• First, you _____.
<b>INGREDIENTS:</b> _____		• Then, you _____.
_____		• After that, you _____.
_____		• Last, you _____.

**3 Check your work** 

**Read your text again and tick (✓).**

- List of ingredients?  Correct spelling?  Clear handwriting?

## 3

## Along the river

## Vocabulary

1  Look at Pupil's Book page 28 and complete the sentences.

1 Millie has got a *bottle of water* in one hand and an \_\_\_\_\_ in the other.

2 She has got a \_\_\_\_\_ with a cupcake on it, too.

3 On one poster, there's a \_\_\_\_\_ desert. On the other poster, there's a \_\_\_\_\_ and many trees.

2 Look and find. Then complete the missing letters.




ll    and    ke    est    fall    er    tain    wn    ty


isl and for \_\_\_\_\_ riv \_\_\_\_\_ water \_\_\_\_\_ to \_\_\_\_\_ hi \_\_\_\_\_ la \_\_\_\_\_ moun \_\_\_\_\_ ci \_\_\_\_\_

3 Look and complete.

high    wide    deep



The lake is \_\_\_\_\_.



The river is \_\_\_\_\_.





The mountain is \_\_\_\_\_.

## I'm learning

Play spelling games to remember new words and practise spelling: I-S-L-A-N-D.

1 After you read **What's the problem?**  
**Look, read and match.**



- a The bags are too big for Katy.
- b Bo can't put the gloves on.
- c The forest is beautiful, but the river is very dirty.
- d Katy and Bo can't put the wood in the bag.

2 **Look at Activity 1 and find two landscape words.**

\_\_\_\_\_

3 **Answer the questions.**

1 Why are the children in the forest?

*Because it's The Great Clean-up.*

2 What do the children wear to pick up the rubbish?

\_\_\_\_\_

3 What rubbish do the children find?

\_\_\_\_\_

4 What can the children do with all that rubbish?

\_\_\_\_\_

4 **Values** **Read and tick (✓). How do you look after nature?**  
**Add one more idea.**

1 Let's throw the rubbish in the river.

2 Let's help to clean the forest at a clean-up.

3 Let's use old cans and bottles to make new decorations.

4 Let's throw the rubbish in the bin.

5 \_\_\_\_\_

Grammar reference, page 56

1 Complete the sentences. Then circle True or False.

- 1 Salt is sweeter (sweet) than sugar. True / **False**
- 2 Jordan is \_\_\_\_\_ (cold) than Antarctica. True / False
- 3 Amman is \_\_\_\_\_ (big) than London. True / False
- 4 Trains are \_\_\_\_\_ (old) than planes. True / False
- 5 Fingers are \_\_\_\_\_ (short) than toes. True / False
- 6 Trousers are \_\_\_\_\_ (long) than shorts. True / False

2 Listen and match.



Ibrahim Hussein Adel Farid Muneer


3 Look at Activity 2 and complete the sentences.

~~happy~~ angry sad tall dirty

- 1 Muneer is the happiest of all.
- 2 Hussein is \_\_\_\_\_ of all.
- 3 Farid is \_\_\_\_\_ of all.
- 4 Ibrahim \_\_\_\_\_ of all.
- 5 Adel \_\_\_\_\_.


1 Read and write the words.


exciting interesting delicious beautiful boring  
colourful dangerous difficult


1 This TV programme is interesting. 


2 This fish is \_\_\_\_\_ . 


3 This salad is \_\_\_\_\_ . 

4 This book is \_\_\_\_\_ . 

5 This lake is \_\_\_\_\_ . 

6 This animal is \_\_\_\_\_ . 

7 This problem is \_\_\_\_\_ . 

8 This activity is \_\_\_\_\_ . 

2 Look and complete the sentences.

	delicious	big	dangerous	dirty
●	apples	cats	lake	the bathroom
●●	oranges	tigers	river	the kitchen
●●●	bananas	elephants	waterfall	my bedroom

1 Oranges are more delicious than apples, but bananas are the most delicious .

2 Tigers are \_\_\_\_\_ than cats, but elephants are the \_\_\_\_\_ .

3 This river is \_\_\_\_\_ than this lake, but this waterfall is the \_\_\_\_\_ .

4 My bedroom is the \_\_\_\_\_ room in our house.

3 Answer the questions. Then compare your answers in pairs.

1 Who is the tallest person in your family?  
\_\_\_\_\_


2 What is more dangerous, a tiger or a crocodile?  
\_\_\_\_\_

3 Which is the most boring programme on TV?  
\_\_\_\_\_


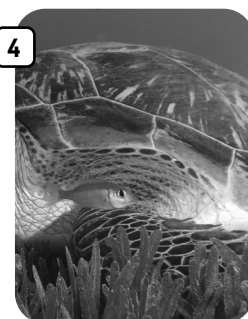



## 1 Look and write.

camel shark dolphin ~~fish~~ turtle



fish



## 2 What's the animal? Read and write.

turtle fish ~~dolphin~~ shark camel

- 1 I'm big and grey. I swim and jump in the sea.
- 2 I've got a big shell and I can swim.
- 3 I'm colourful and I swim in a group.
- 4 I've got four legs and I've got brown fur.
- 5 I've got sharp teeth and a big tail. I live in the sea.

dolphin

\_\_\_\_\_

\_\_\_\_\_

\_\_\_\_\_




\_\_\_\_\_

## 3 After you read Choose the correct answer.

- 1 In Wadi Rum you can see the second deepest / highest mountain in Jordan.
- 2 There are dolphins / camels in Wadi Rum National Park.
- 3 You can take boat / bike trips to see animals in the Musandam Fjords.
- 4 The Grand Canyon National Park is in Florida / Arizona.
- 5 The Grand Canyon is over a kilometre / three kilometres deep.
- 6 There are more than 58 national parks / parks in the USA.



1 Reorder the letters.



1 Turn left.  
(ftel)

2 Turn \_\_\_\_\_.  
(grtih)

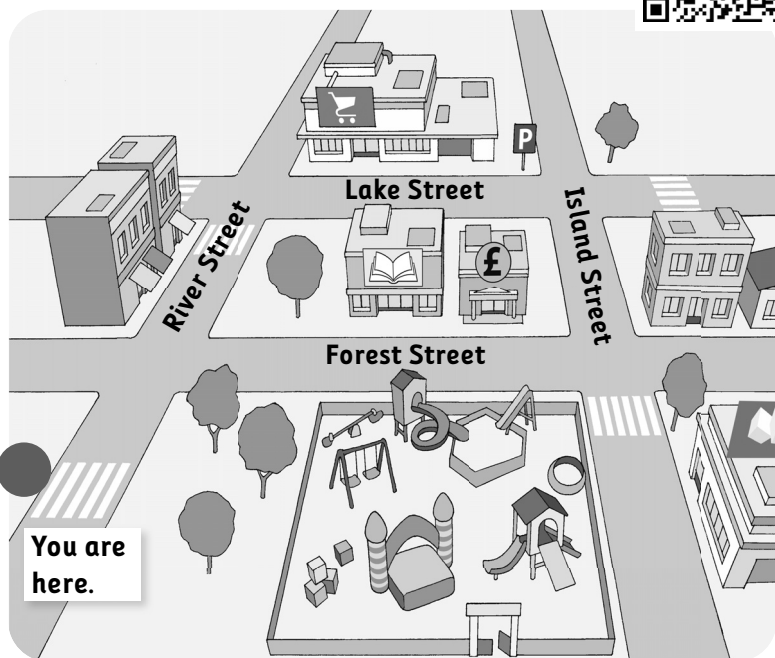
3 Go \_\_\_\_\_  
ahead.  
(isrttahg)

4 Go \_\_\_\_\_  
the road.  
(rascso)

5 Go \_\_\_\_\_  
the shop to  
the park.  
(mfor)

6 Go \_\_\_\_\_  
the road.  
(glnao)

2 <sup>3.15</sup> Listen and write. Then draw on the map.



Excuse me, can you tell me the way to the Ice Supermarket, please?

Sure. Go across River Street and turn \_\_\_\_\_. Then turn right into \_\_\_\_\_ Street and go straight \_\_\_\_\_. Next turn right \_\_\_\_\_ the playground and go across Island Street. The Ice Supermarket is on your \_\_\_\_\_.

OK. Thank you!

Pronunciation

3 <sup>3.16</sup> Colour the words with the /aɪ/ sound. Then listen and check.



lime

right

kite

play

grey

light

day

bike

wait

key

Reading

1 After you read Look and read. Circle the correct one.



- a mountain
- b glass of water
- c river



- a tired
- b hungry
- c can't move



- a emergency signal
- b sing
- c chant



- a valley
- b hills
- c mountains



- a London
- b Amman
- c Petra

2 Read and write *True* or *False*.

- 1 Jawad lives in London in the UK.
- 2 The most exciting place in Jordan is Petra.
- 3 Jawad and his dad go walking near Petra.
- 4 Dad's arm is hurt.
- 5 Jawad blows a whistle six times.
- 6 The helicopter takes his dad home.

False

\_\_\_\_\_

\_\_\_\_\_

\_\_\_\_\_

\_\_\_\_\_

\_\_\_\_\_



3 Correct the false sentences in Activity 2.

1 Jawad lives in Amman in Jordan.

\_\_\_\_\_

\_\_\_\_\_

**Writing**

**tip** Writing

Remember to use capital letters for names of places: Aqaba, Wadi Rum, Amman, Ajloun Castle.

**1 Correct the mistakes and rewrite the text. Then write about you.**

this is alia, she lives at 113 forest road, amman, jordan. and you? where do you live?

*This is Alia.*

\_\_\_\_\_

\_\_\_\_\_

\_\_\_\_\_

\_\_\_\_\_

**About you**

I'm \_\_\_\_\_. I live at \_\_\_\_\_

\_\_\_\_\_



**2 Write a fact file about your region.**

**1 Plan**

**Read and answer. Make notes.**

What's the capital city? \_\_\_\_\_

What's the landscape like? \_\_\_\_\_

What's the highest mountain/longest river/biggest lake? \_\_\_\_\_

What's your favourite place? \_\_\_\_\_

**2 Write**

**Use your notes and write. Then draw.**

**Fact File**

*Capital city:* \_\_\_\_\_

\_\_\_\_\_

\_\_\_\_\_

\_\_\_\_\_

\_\_\_\_\_

**3 Check your work**

**Read your fact file again and tick (✓).**

A capital letter for all names of places?


Correct spelling?

Clear handwriting?

## 4

## All about jobs

## Vocabulary

1  Look at Pupil's Book page 38 and complete the sentences.

- 1 On the table, I can see a plate of sandwiches and three \_\_\_\_\_ of water.
- 2 There's a book about \_\_\_\_\_ next to the English book.
- 3 Katy is laughing because Millie is a \_\_\_\_\_ in the game.

## 2 Look and write.

doctor scientist carpenter farmer headteacher vet  
 firefighter chef police officer bus driver teacher  
 mechanic waiter/waitress

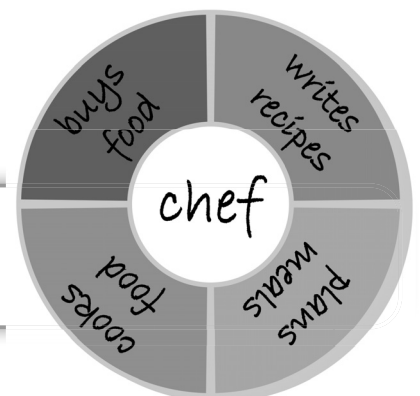


## 3 Look at Activity 2. What's the extra word?


The extra word is \_\_\_\_\_.

## I'm learning

Make job wheels to help you remember new words.  
 Think of more ideas.



1 After you read Look, read and match. Then circle. Who says what?



- 1 There's a car outside Hamed's house.  Millie / Katy / Hamed / Bo  
 That isn't a burglar! That's Amer!  Millie / Katy / Hamed / Bo  
 He's upstairs!  Millie / Katy / Hamed / Bo  
 He's wearing jeans and a yellow jacket.  Millie / Katy / Hamed / Bo

2 Tick the jobs you can see in Picture 1 of the story.

- vet  mechanic  carpenter  teacher  chef  
 doctor  scientist  firefighter  bus driver  police officer

3 Circle the correct word.

- 1 Hamed is visiting friends / family  4 The 'burglar' is a boy / girl.  
 today.  5 The 'burglar' is Alex / Amer.  
 2 Bo is playing a vet / mechanic.  6 Amer is Hamed's cousin / friend.  
 3 The 'burglar' is drinking some  
 milk / water.

4  Values What do you think? Read and circle.

The story is about taking care of your parent's car / books / friends and neighbours.



1 <sup>4.5</sup> What are they doing on Activity Day?  
Listen and write a letter.


Grammar reference, page 56



Sana





Hisham  b



Mazen and Hamed



Nour



2 Look at Activity 1 and complete the questions and answers.

- 1 Is Hisham making sandwiches? No, he isn't.
- 2 \_\_\_\_\_ Mazen playing football? \_\_\_\_\_, \_\_\_\_\_.
- 3 \_\_\_\_\_ Mazen and Hamed playing tennis? \_\_\_\_\_, they \_\_\_\_\_.
- 4 \_\_\_\_\_ Nour having cupcakes for lunch? \_\_\_\_\_, she \_\_\_\_\_.
- 5 \_\_\_\_\_ Sana taking photos of the kites? \_\_\_\_\_, she \_\_\_\_\_.

3 Look at Activity 1 and 2 again. Then write.

- 1 Hisham isn't making sandwiches. He's making cupcakes.
- 2 Mazen isn't \_\_\_\_\_. He's \_\_\_\_\_.
- 3 Mazen and Hamed are \_\_\_\_\_.
- 4 Nour isn't \_\_\_\_\_. She's \_\_\_\_\_.
- 5 Sana \_\_\_\_\_.

4 In pairs, mime an action and guess.



Look! What am I doing?

You're playing tennis.



1 Look and complete.

~~be~~ break be quiet follow put arrive drop shout

1




be late

2



in class

3



the rules

4



on time

5



litter  
in the bin

6



in class

7



litter

8



the rules

2 Read the song again and choose.

You (1) must buy your ticket  
and you (2) \_\_\_\_\_ drop any litter!

You must (3) \_\_\_\_\_ your litter in the  
bin and (4) \_\_\_\_\_ the rules when  
you're playing here!

You (5) \_\_\_\_\_, you mustn't be late  
when you come to eat every day!

Quiet, please! You (6) \_\_\_\_\_ be quiet  
when you're learning Science.

1 aren't  
~~must~~  
doesn't

2 must  
doesn't  
mustn't

3 put  
putting  
puts

4 following  
follow  
follows

5 must shout  
shout  
mustn't shout



6 mustn't  
must  
doesn't

3 Write one rule with *must* and one with *mustn't*. Draw the signs. In pairs, compare and say all the rules.

do your homework help at home  
go to bed late tidy up your room  
eat a lot of fruit eat a lot of sweets

\_\_\_\_\_

\_\_\_\_\_






### 1 Match the jobs with the pictures.


1 A camel trainer

2 A professional tea taster

3 A skyscraper window cleaner



camel




cups of tea



special machine



to smell



race



skyscraper

### 2 After you read Complete the sentences.

300 careful skyscraper healthy 5

- 1 You must train for   5   years to be a professional tea taster.
- 2 A camel trainer makes sure the camel is \_\_\_\_\_.
- 3 Window cleaners go up and down the \_\_\_\_\_ on a special machine.
- 4 Professional tea tasters try \_\_\_\_\_ cups of tea every day.
- 5 Skyscraper window cleaners must be very \_\_\_\_\_ at all times.

### 3 ✨ Imagine you do one of the jobs in Activity 1. Write about your job. Then tell your class.

I'm a \_\_\_\_\_.

I must \_\_\_\_\_.

I wear \_\_\_\_\_.

I like my job because \_\_\_\_\_.

1  When must you make an emergency call? Read and tick.

- there's a fire in the science lab
- my granny's leg is hurt
- my homework is at the park
- my fish isn't eating
- my sister can't move
- I'm angry
- I can't find my school bag
- there's a burglar in my neighbour's house

2  Listen and complete for Sameer.



	Sameer	You
1	What service do you need? <i>an ambulance</i>	_____
2	What's your name? Sameer _____	_____
3	What's your address? _____ Park _____	_____
4	What's your phone number? 77 _____	_____
5	What's the emergency? My sister's got a _____	_____

3  Think about an emergency and complete the **You** column in Activity 2. In pairs, practise the emergency call.

Pronunciation

4  Colour the words with the /eɪ/ sound. Then listen and check.



- late*
- play
- leg
- sea
- snake
- read
- happy
- plane
- train
- smile

Reading

1 After you read What's their job? Follow the lines and write.



F O L  
E  
N E  
E R



D E  
V I  
Y G O I  
A G A T  
M E  
A I  
R N A N



R O C  
K  
T I S  
T



Z O  
O V  
E T  
E T E

\_\_\_\_\_

\_\_\_\_\_

\_\_\_\_\_

\_\_\_\_\_

*foley artist*

\_\_\_\_\_

\_\_\_\_\_

\_\_\_\_\_

2 Answer the questions.

1 How many different jobs are there in the text?

*There are four jobs.*

2 What does a video game animator do first?

\_\_\_\_\_

3 What kind of animals does the zoo vet take care of?

\_\_\_\_\_

4 How can you make the sound of a bird's wings?

\_\_\_\_\_

5 Where do people go in rockets?

\_\_\_\_\_

3 Imagine you're a video game animator. Draw a new game character. Then show it to the class.

**Writing**

**1 Write about your survey and what you want to be when you grow up.**

**1 Plan**

In groups, make a survey. Ask the questions and complete the table.

Name	Job	Why?
Amer	zoo vet	love zoos and animals

What do you want to be when you grow up?

I want to be a zoo vet.

Why?

Because I love zoos and animals.

**2 Write**

Use the information in Activity 1. Draw a graph and write.

# Jobs report


By \_\_\_\_\_

Here are my results.

\_\_\_\_\_ wants to be \_\_\_\_\_ because \_\_\_\_\_

and \_\_\_\_\_ wants to be \_\_\_\_\_ because \_\_\_\_\_

When I grow up, I want to be \_\_\_\_\_ because \_\_\_\_\_




**tip** Writing

We use a new paragraph to present a new idea.

**3 Check your work**

Read your fact file again and tick (✓).


A paragraph for each idea?  Correct spelling?  Clear handwriting?



# Language booster 1

## 1 Read and circle.

- 1 The salad is on the top / bottom shelf.
- 2 The lemonade is above / below the salad.
- 3 The vegetables are on the top / bottom shelf.
- 4 The cupcakes are above / below the vegetables.
- 5 Look up / down at the eggs.
- 6 Look up / down at the sandwiches.



## 2 Choose and write.

below Brilliant down top ~~where~~

Excuse me, <sup>1</sup> where are the cupcakes?

They're on the <sup>2</sup> \_\_\_\_\_ shelf.

And where are the sandwiches?

Look <sup>3</sup> \_\_\_\_\_. They're on the bottom shelf, <sup>4</sup> \_\_\_\_\_ the eggs.

<sup>5</sup> \_\_\_\_\_! Thanks.

## 3 Look at Activity 1 and complete the sentences.

- 1 The chocolate is \_\_\_\_\_ shelf.
- 2 The eggs \_\_\_\_\_ the sandwiches.
- 3 The lemonade is \_\_\_\_\_ shelf.
- 4 The vegetables \_\_\_\_\_ the cupcakes.

**4 Match the questions and answers.**

Grammar reference, page 56

- |                              |                                 |
|------------------------------|---------------------------------|
| 1 Where will you go?         | a We'll buy cupcakes.           |
| 2 Who will you go with?      | b Because we're having a party. |
| 3 What will you buy?         | c I'll go to the supermarket.   |
| 4 Why will you buy cupcakes? | d I'll go with my mum.          |



**5 Find the question words and complete the sentences.**

where ar is when a x who o q i u w h a t o i w h y l z

- 1 \_\_\_\_\_ is your favourite author?
- 2 *Where* \_\_\_\_\_ do you go after school?
- 3 \_\_\_\_\_ do you like holidays?
- 4 \_\_\_\_\_ is your favourite food?
- 5 \_\_\_\_\_ is your favourite celebration?



**6 Look at Activity 5. Answer the questions and draw.**

1 _____	
2 _____	
3 _____	
4 _____	
5 _____	

I like holidays because I go to the beach.

# World Environment Day

1 Look at Pupil's Book page 52 and complete the sentences.

~~environment~~ plastic world multi-use  
recycle metal

- 1 World Environment Day is celebrated on the 5<sup>th</sup> of June.
- 2 People around the \_\_\_\_\_ celebrate World Environment Day.
- 3 We try to use less \_\_\_\_\_ and \_\_\_\_\_ more.
- 4 It's good to use \_\_\_\_\_ bags.
- 5 We should use \_\_\_\_\_ water bottles.

2 ✨ Write some of your World Environment Day plans and ideas.

---

---

---

---

---

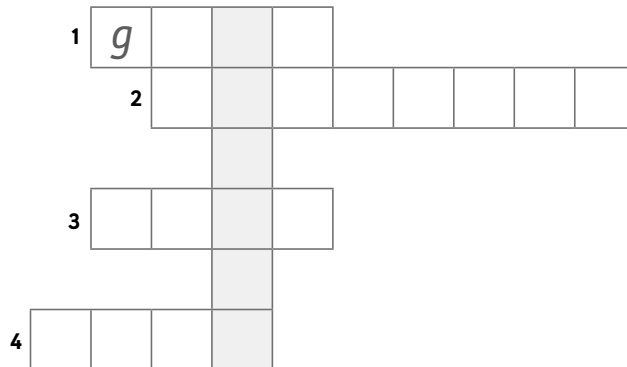
---

---



# World Friendship Day

1 Complete the puzzle. Find the secret word.



On World Friendship Day,

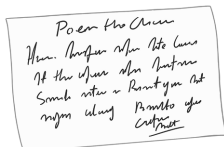
1 we give a small ...




2 we can make a friendship ...



3 we write a message or a ...



4 we make a ...



2  Draw a picture. Write a poem for World Friendship Day.

---

---

---

---

---

---

---

---

---

---

# Flag Day

1 Order the letters and write. Then match.


a



b



c



1 mneaht  
anthem

2 gfal  
f\_ \_ \_

3 sasmelyb  
a\_ \_ \_ \_ \_

2  Remember Pupil's Book page 54. Write a sentence about the special celebration.

---



---



---

3  Draw your flag. What colour is it? Write.

This is my flag. It's \_\_\_\_\_

---



---



---



---



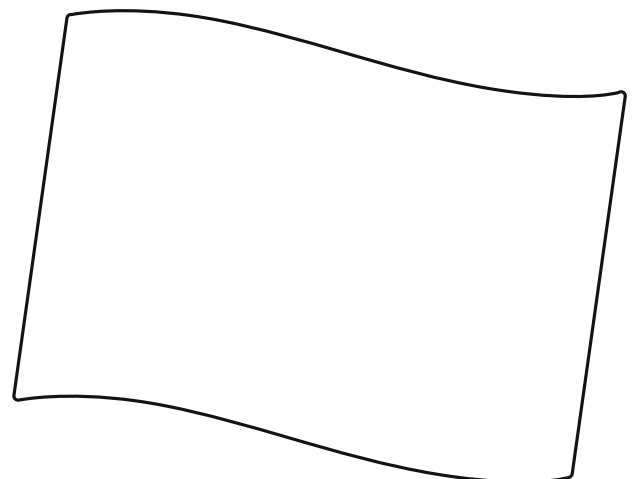
---



---



---



4 Present your flag to the class.

# Communication activities

Unit

1

Pupil A

Ask Pupil B about:

- Islamic Studies
- Maths
- Science

	Sunday	Monday	Tuesday	Wednesday	Thursday
9:00		Social Studies			English
11:00			English	Digital Skills	
1:30	English	PE	Social Studies	Art	Digital Skills

When do we have reading?      We have reading on ... at ...

Unit

2

Pupil A

What's in the kitchen? Ask and answer to find out.

cereal	fruit	coffee	eggs	milk	water	lemonade	vegetables
x			x		✓ a bottle	✓ 2 cans	

Is there any water?

Yes, there is. There's a bottle of water.



## Unit 3

Pupil A

Think and number 1 (the most), 2 or 3 (the least). Then ask and answer.

boring	dangerous	delicious	interesting
tennis	climbing	cupcake	reading
baseball	canoeing	olives	watching TV
football	skating	sandwich	doing sport

I think football is more boring than tennis, but baseball is the most boring. Do you agree?

No. I think baseball is more boring than tennis, but football is the most boring.

## Unit 4

Pupil A

Ask and answer to find the differences.



What are the waiters doing?

In my picture they're serving food.

In my picture they're serving juice.

Ask Pupil A about:

- Social Studies
- Digital Skills
- Art
- PE

	Sunday	Monday	Tuesday	Wednesday	Thursday
9:00	Maths		Maths	Science	English
11:00	Islamic Studies	Science	English		Maths
1:30	English				

When do we have Social Studies?

We have Social Studies on ... at ...

What's in the kitchen? Ask and answer to find out.

cereal	fruit	coffee	eggs	milk	water	lemonade	vegetables
	✓ a bag	x		✓			✓ a bowl

Is there any coffee?

No, there isn't.



Unit **3**

Pupil B

Think and number 1 (the most), 2 or 3 (the least). Then ask and answer.

boring	dangerous	delicious	interesting
tennis	climbing	cupcake	reading
baseball	canoeing	olives	watching TV
football	skating	sandwich	doing sport

I think football is more boring than tennis, but baseball is the most boring. Do you agree?

No. I think baseball is more boring than tennis, but football is the most boring.

Unit **4**

Pupil B

Ask and answer to find the differences.



What are the waiters doing?

In my picture they're serving food.

In my picture they're serving juice.

**Unit 1**

Do you want to play football tomorrow morning?

Sorry, I can't. / I'm not free.

What about in the afternoon?

Let's meet at four in the park.

**Unit 2**

Can I help you?

Can I have six apples / some grapes, please?

Here you are! Anything else?

No, that's it, thanks!

That's five dinars, please.

**Unit 3**

Excuse me, can you tell me the way to the park, please?

Turn right at the supermarket.

Turn left at the hospital.

Go straight ahead.

Go across the road.

It's on the left.

**Unit 4**

I need an ambulance, please.

My address is ...

My phone number is ...

He's got a broken leg.



## Welcome

- basketball** (noun) – a game played by two teams of 5 people using a ball and a basketball hoop
- British** (adjective) – from the UK
- canoeing** (noun) – sport using a small boat
- Emirati** (adjective) – from the United Arab Emirates
- Egypt** (noun) – country spanning the northeast corner of Africa and the Sinai Peninsula in the southwest corner of Asia
- Egyptian** (adjective) – from Egypt
- football** (noun) – a game played by two teams of 11 people using a ball and a goal
- Jordan** (noun) – a country in Western Asia
- Jordanian** (adjective) – from Jordan
- Qatar** (noun) – a country in West Asia
- Qatari** (adjective) – from Qatar
- reading** (noun) – getting information or stories from books
- shopping** (noun) – buying things from shops
- Spain** (noun) – a country in Southwestern Europe
- Spanish** (adjective) – from Spain
- swimming** (noun) – activity or sport done in water
- table tennis** (noun) – a game played on a table with bats and a ball
- tennis** (noun) – a game played with rackets and a ball
- the United Kingdom** (noun) – a country in Europe
- the United Arab Emirates** (noun) – a country in West Asia at the eastern end of the Arabian Peninsula

## Unit 1

- always** (adverb) – every time or all of the time
- Arabic** (noun) – a language
- Art** (noun) – school subject of painting and drawing
- at the weekend** (phrase) – happening on Friday or Saturday
- Digital Skills** (noun) – school subject studying and using computers
- English** (noun) – a language spoken in the UK, the USA, Canada and other countries
- every day** (adverb) – happening every day of the week
- headteacher** (noun) – a person in charge of a school
- Maths** (noun) – school subject studying numbers, shapes and space
- never** (adverb) – not happening ever
- often** (adverb) – happening frequently
- once a week** (adverb) – happening only one time every week
- PE** (noun) – school subject doing exercise and sports
- school nurse** (noun) – person caring for ill or injured pupils in school
- Science** (noun) – school subject including Chemistry, Physics, Biology
- science lab** (noun) – a room for studying science and doing experiments
- Social Studies** (noun) – school subject covering different social sciences

**sometimes** (adverb) – happening occasionally but not often

**twice a week** (adverb) – happening two times every week

**three times a week** (adverb) – happening three times every week

## Unit 2

**a bag of** (noun) – a soft container made of paper or plastic to hold food

**a bottle of** (noun) – a container made of glass or plastic to hold drinks

**a bowl of** (noun) – a round container to hold food

**a box of** (noun) – a square or rectangular container to hold food

**a can of** (noun) – a metal container to hold food or drink

**a cup of** (noun) – a small round container with a handle to hold drinks

**a glass of** (noun) – a hard container made of glass to hold drinks

**a plate of** (noun) – a flat container made of paper or plastic to put food on

**cereal** (noun) – a food eaten with milk for breakfast

**coffee** (noun) – a drink made from special beans

**cupcakes** (noun) – a small cake with icing on top

**fruit** (noun) – a food from a plant, often sweet

**lemonade** (noun) – a drink made with lemons, water and sugar

**milkshake** (noun) – a drink made with milk or ice cream and fruit or chocolate

**noodles** (noun) – a food made from flour and eggs, cooked in hot water

**olives** (noun) – a fruit which comes from the olive tree

**salad** (noun) – a mixture of vegetables, often lettuce

**sandwiches** (noun) – a food made with bread and a filling like cheese, meat or salad

**tea** (noun) – a drink made from special dried leaves and hot water

**vegetables** (noun) – a plant to eat that isn't sweet

## Unit 3

**beautiful** (adjective) – very pretty

**boring** (adjective) – not interesting or exciting

**city** (noun) – a large town

**colourful** (adjective) – something with lots of colours

**dangerous** (adjective) – something that could hurt you

**deep** (adjective) – the distance from the top of something to the bottom

**delicious** (adjective) – something that tastes or smells very good

**difficult** (adjective) – something needing skill to do it

**exciting** (adjective) – something causing happiness

**forest** (noun) – a large area with trees and plants

**high** (adjective) – the distance from the top of a building or mountain to the bottom

**hill** (noun) – an area of higher ground

**interesting** (adjective) – something keeping your attention

**island** (noun) – a piece of land surrounded by water

**lake** (noun) – a large area of water surrounded by land

**mountain** (noun) – a very big hill

**river** (noun) – a flow of fresh water

**town** (noun) – a place where people live and work

**waterfall** (noun) – water falling from a high river down to a lower area

**wide** (adjective) – the distance from the one side to the other side

## Unit 4

**arrive on time** (verb) – to reach somewhere at the right time

**be late** (verb) – to reach somewhere after the right time

**be quiet in class** (verb) – to make no noise in class

**break the rules** (verb) – to do the opposite of what you are allowed to do

**bus driver** (noun) – someone who drives a bus as a job

**carpenter** (noun) – someone who makes things out of wood as a job

**chef** (noun) – someone who cooks food as a job

**doctor** (noun) – someone who helps ill or injured people as a job

**drop litter** (verb) – to throw pieces of rubbish on the floor

**farmer** (noun) – someone who grows food or looks after animals as a job

**firefighter** (noun) – someone who puts out fires as a job

**follow the rules** (verb) – to do what you are allowed to do

**mechanic** (noun) – someone who repairs machines as a job

**police officer** (noun) – someone who works for the police

**put litter in the bin** (verb) – to throw pieces of rubbish in the bin

**scientist** (noun) – an expert who studies science

**shout in class** (verb) – to speak very loudly in class

**teacher** (noun) – someone who teaches children or adults as a job

**vet** (noun) – someone who helps ill or injured animals as a job

**waiter** (noun) – a man who brings food to people in a restaurant as a job

**waitress** (noun) – a woman who brings food to people in a restaurant as a job

**Acknowledgements:**

The publishers would like to thank teachers from schools in Madrid, Spain, Istanbul, Turkey and Ankara, Turkey for their feedback and comments during the development of the materials.

**Image Credit(s):**

**Shutterstock.com:** Alaa AbuMadi 21, AlexSmith 8, Andrey Arkusha 20, Andrii Zastrozhnov 36, arapix 4, Billion Photos 4, Djomas 43, 45, Feng Yu 18, Gelpi 4,16, Gorodenkoff 36, Havoc 26, Jacek Chabraszewski 8, 32, jstudio 43, 45, Kenneth Sponsler 4, Laura Dts 26, Levent Konuk 4, marekuliasz 4, Melissa Schalke 26, michaeljung 29, Nadia Cruzova 4, Nataliya Nazarova 1, NavinTar 28, New Africa 4, 16, Nikola Cedikova 26, Noheaphotos 26, objectsforall 4, OttoPles 4, pirtuss 18, Ruslan Shevchenko 4, Stephen Barnes 26, StockImageFactory.com 4, 32, TabitaZn 40, Veliavik 20, ViDI Studio 36, Viktor1 18, wavebreakmedia 36, Yuganov Konstantin 39

Illustrated by Albertoyos, Carmen Marcos, Elisabeth Castro, Eva Morales, Javier Lacasta Llácer (stories), Luis Tobalina, Christos Skaltsas (Hyphen) and Zacharias Papadopoulos (Hyphen)

**Cover Image:** Javier Lacasta Llácer





