

Jordan TEAM Together Grade 1 Semester 1

Activity Book



Adaptation Committee in Jordan

Prof. Nayel Darweesh Al-Shara'h (Head)

Dr. Manal Fahed Aburumman (Coordinator)

Prof. Dina AbdulHameed Al-Jamal

Dr. Hamzah Ali Omari

Dr. Zeina Mohammad AlKaraki

Publisher: The National Center for Curriculum Development and Evaluation

The National Center for Curriculum Development and Evaluation is pleased to have your feedback and comments on this book through the following contact details:

☎ 06-5376262 / 237

📄 06-5376266

✉ P.O.Box: 2088 Amman 11941

📌 @nccdjor

@ feedback@nccd.gov.jo

🔗 www.nccd.gov.jo

The Ministry of Education has decided to adopt this book for Jordanian schools in accordance with the approval of the Higher Council of the National Center for Curriculum Development and Evaluation in its meeting No. 3/2024 on 7/5/2024 and the approval of the Board of Education decision No. 39/2024 in its meeting No. 3/2024 on 26/6/2024 for the 2025/2026 academic year.

First edition (trial) © Pearson Education Limited and York Press Ltd. 2024

Second edition (revised and updated) © Pearson Education Limited and York Press Ltd. 2025

ISBN: 978-9923-41-909-0

The Hashemite Kingdom of Jordan
Deposit number by the National Library Department
(2025/3/1582)

Primary indexing data for the book

Book title	Jordan Team Together, Grade 1: Activity Book, Semester 1
Prepared by / staff	Jordan National Center for Curriculum Development
Publication data	Amman: National Center for Curriculum Development, 2025
Classification number	375.001
Descriptors	/Curriculum Development//Courses//Levels of Education/
Edition data	Second Edition, Revised and Updated

The author bears full legal responsibility for the content of their work, and this work does not express the opinion of the National Library Department.

The right of Anna Osborn to be identified as the author of this *work has been asserted by her in accordance with the Copyright, Designs and Patents Act 1988.

The publisher would like to thank Sian Mavor and Wendy Cherry for their contribution.

All rights reserved; no part of this publication may be reproduced, stored in a retrieval system, or transmitted in any form or by any means, electronic, mechanical, photocopying, recording, or otherwise without the prior written permission of the Publishers.

Printed 2024

Reprinted 2025 - 2026

*The term "work" in this context refers to the original text (publication) before the adaptation to the Jordanian culture.

Jordan TEAM Together Grade 1 Semester 1



Activity Book

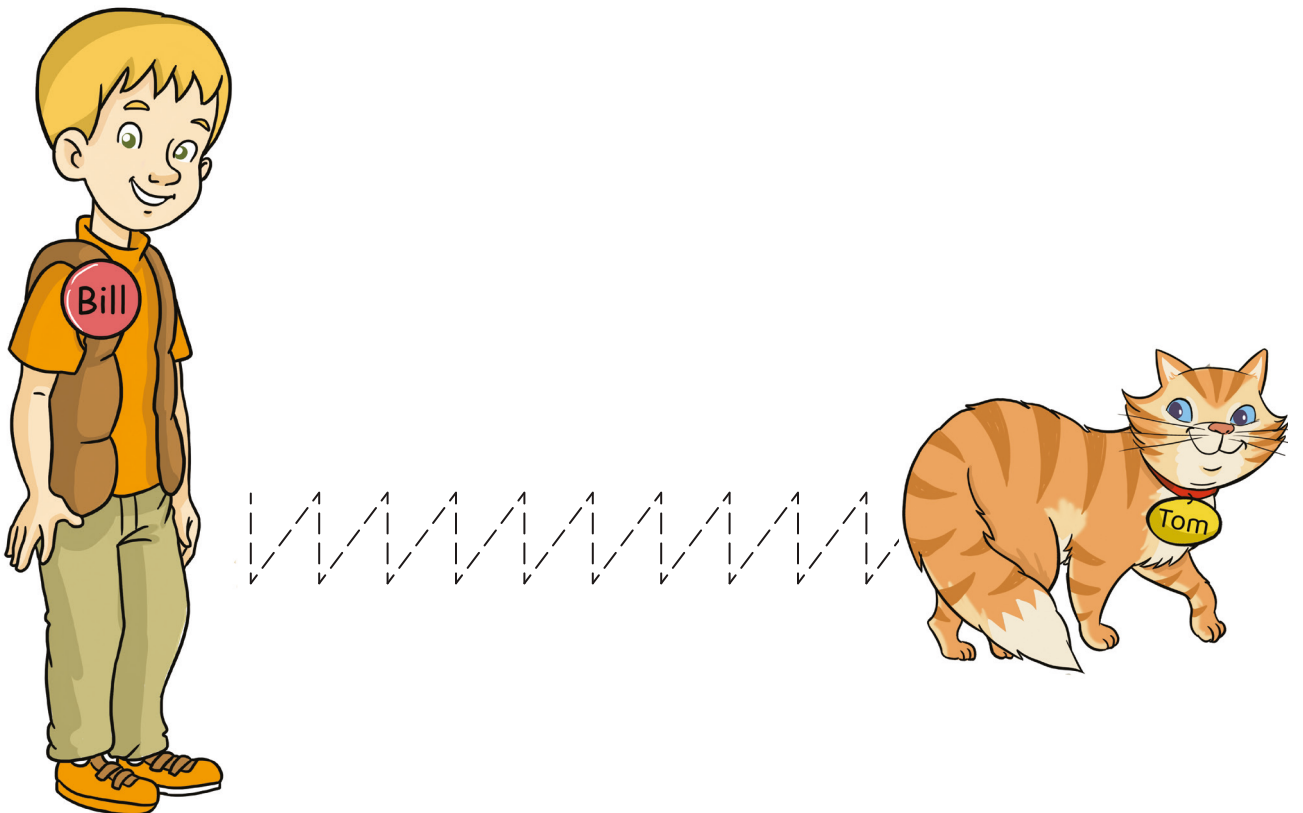

Contents

Welcome Hello!	2
1 Family and friends	4
2 My school bag	10
3 Our classroom	16
4 My favourite toy	22
Learning Club	28
Vocabulary time	30
Fun time	34
Letters and sounds practice	36
Stickers	

Welcome


Hello!


1  Look, trace and draw.





2  Look and colour.





- 1 

blue
- 2 

green
- 3 

brown
- 4 

orange
- 5 

red
- 6 




yellow

1



Family and friends





1 1.3 Listen. Look and match.




2 1.4 Listen, find and stick.







1   Listen and circle.



2 **Viewing and presenting**  Draw and share.



1 Listen. Look and number.



2 Look and colour.

Values Be helpful



1  Listen, find and stick.



a



b



c



d




2   Listen and tick (✓).




1

a




b




2


a




b



1  Follow, trace and say.




Ss



Dd



Dd



Ss

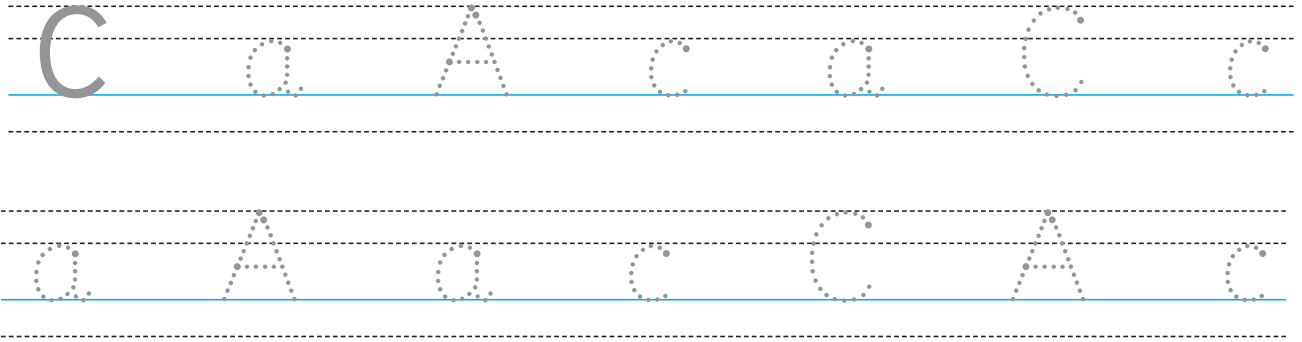


Ss



Dd

1  Trace and say.



2   Listen and repeat.

3   Listen and write.




1



cup

2



ant

3



apple

4




cap

5



cat

6



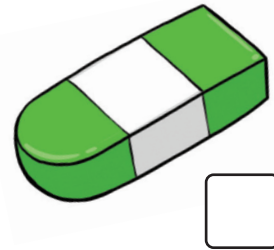
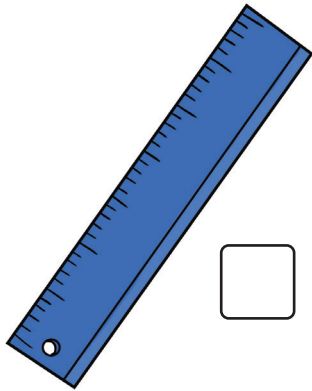

name

2

My school bag



1 ^{2.3} Listen. Look and tick (✓).



2 ^{2.4} Listen, find and stick.



a



b



c



d



1   Listen and match.




1




2



3



4



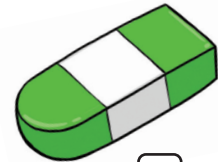
a



b

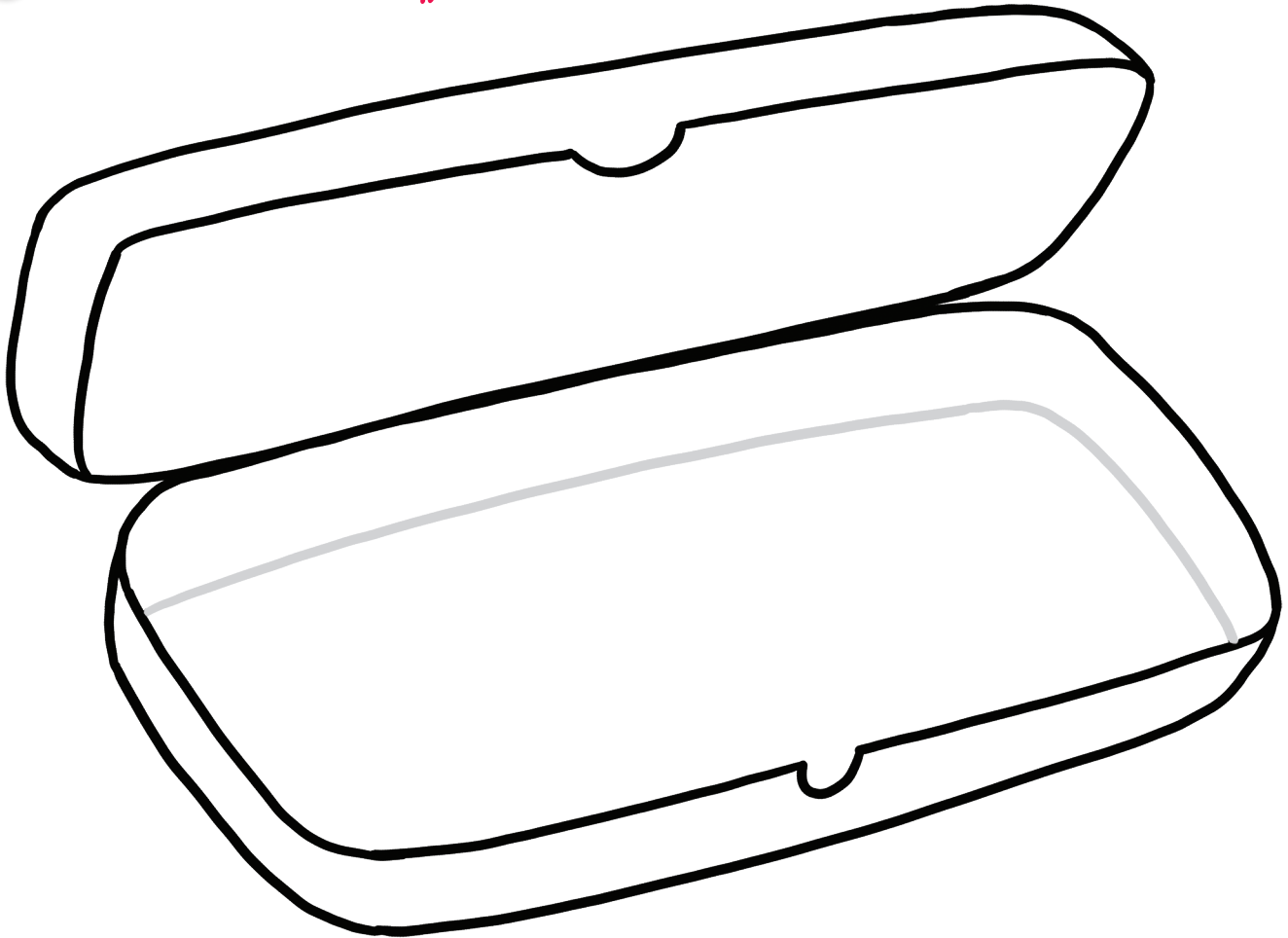


c






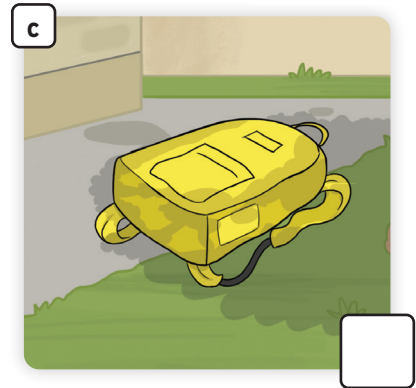

d

2 **Viewing and presenting**  Draw and share.





1 Listen. Look and number.



2 Look and colour.


Values




Look after your things



1  Listen, find and stick.



2   Listen and tick (✓).




1  Trace and say.


Tracing practice on handwriting lines. The first row contains a solid uppercase 'P', followed by dotted uppercase 'P', dotted lowercase 'p', dotted uppercase 'P', dotted uppercase 'R', dotted lowercase 'r', and dotted lowercase 'p'. The second row contains dotted lowercase 'p', dotted uppercase 'R', dotted uppercase 'P', dotted lowercase 'r', dotted uppercase 'R', dotted lowercase 'p', and dotted lowercase 'r'.

2  Look, trace and say.

3  Match and write.




Tracing practice on handwriting lines with a dotted uppercase 'P'.




Blank handwriting lines for writing.




Tracing practice on handwriting lines with a dotted lowercase 'r'.



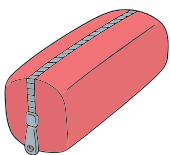
Tracing practice on handwriting lines with a dotted lowercase 'p'.



Tracing practice on handwriting lines with a dotted lowercase 'r'.



Blank handwriting lines for writing.




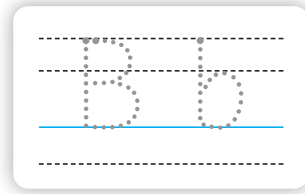

Tracing practice on handwriting lines with a dotted uppercase 'P'.



Blank handwriting lines for writing.

1  Trace and say.

2  Match.



3  Look and say. Circle and write.


b



e

book

b



e

gg

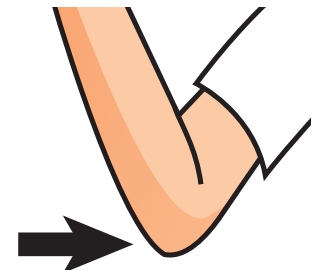
b



e

oy

b



e


lbow

3

Our classroom



1  Listen. Look and number.



2  Listen and stick.

3  Trace.



teacher



door












whiteboard



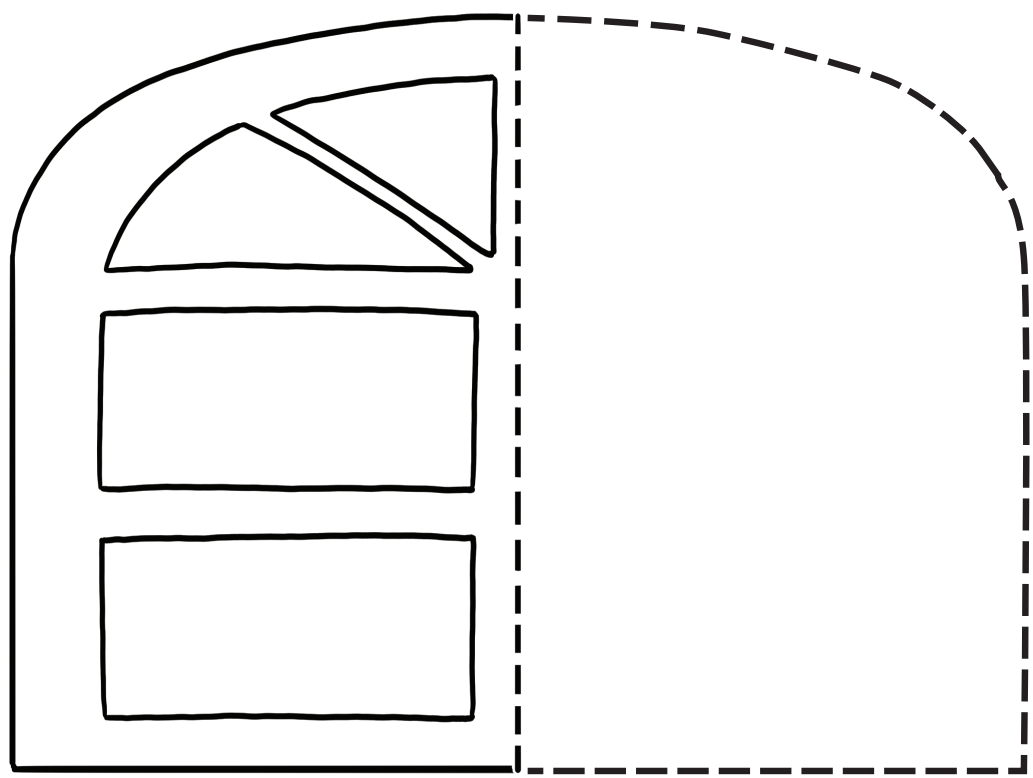
window

1   Listen and circle.


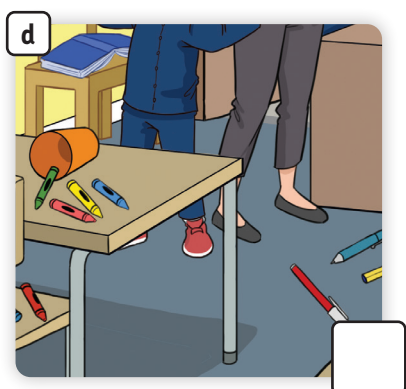





1			
	a	b	c
2			
	a	b	c
3			
	a	b	c

2  Viewing and presenting Draw and share.



1 Listen. Look and number.



2 Look and colour the circles.

Values Be tidy



1  Listen and stick.

2  Trace.



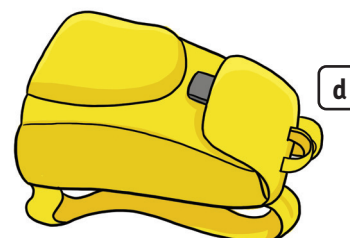

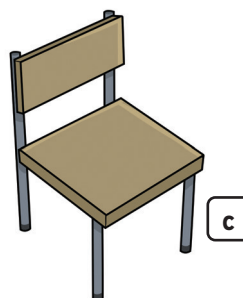

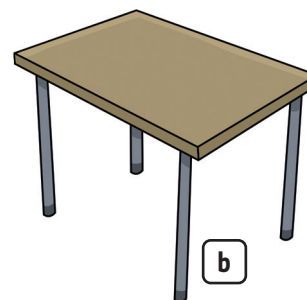


chair

floor


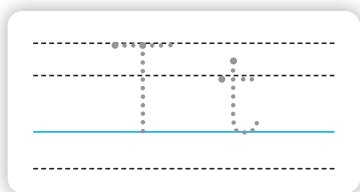
desk

wall

3   Listen and match.



1  Trace, match and write.



2



m



2  Look, say and write.

10



ten

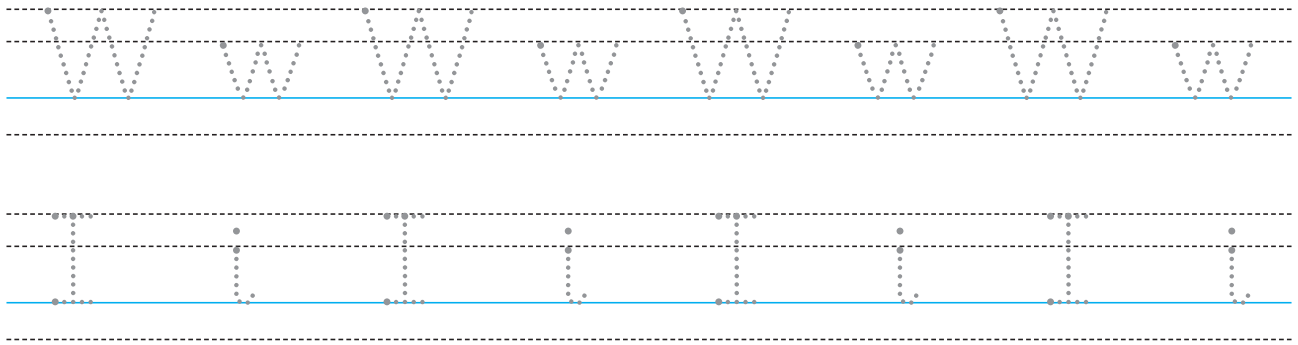
ouse




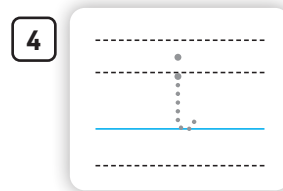
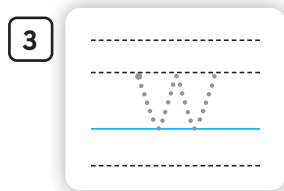



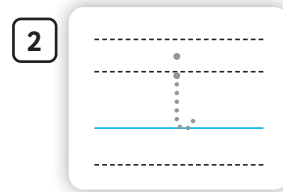
eacher

um

1  Trace and say.



2  Trace. Look, say and match.



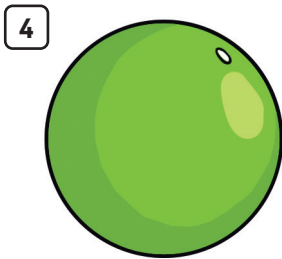





4

My favourite toy





1 ^{4.3} Listen. Look and circle.



2 ^{4.4} Listen and stick.

3 Trace.





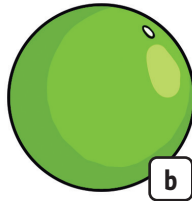


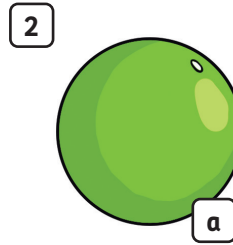

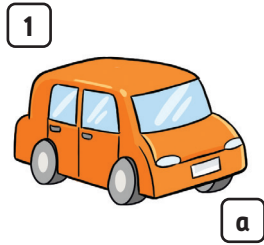
ball

car


teddy

robot






1   Listen and circle.



2  Viewing and presenting **Draw, colour and share.**



1 Listen. Look and number.



2 Look and colour.

Values  Share




1  Listen and stick.

2  Trace.



a



train

b




plane

c



doll

d



yo-yo

3   Listen and match.

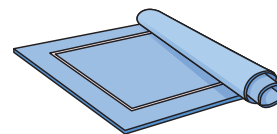


1   Listen, write and say.

2  Match.




c **a** **t** cat



r **e** _____




s **i** _____




w _____ **b** _____



_____ **e** **d** _____

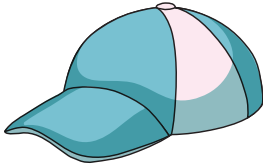


_____ **a** **t** _____



1  Choose, write and say.

m t c



ap

ap

ap

2  Look and write.



.....



.....



.....



Language booster

1  Find and circle.

Sunday

Monday

Tuesday

Wednesday

Thursday

Friday

Saturday

f	c	S	T	u	e	s	d	a	y
a	j	a	g	y	i	u	f	g	T
w	q	t	u	l	p	S	d	j	h
m	o	u	M	r	l	u	k	p	u
o	n	r	o	d	d	n	j	k	r
W	e	d	n	e	s	d	a	y	s
s	p	a	d	z	u	a	g	z	d
i	y	y	a	x	m	y	v	i	a
e	i	p	y	F	r	i	d	a	y
c	f	k	x	r	v	z	r	m	l

2  Look at Activity 1. Write.

1 Wednesday

2 uesday

3 riday


4 unday

5 hursday

6 onday

7 aturday

3   Listen and match.




Monday



Friday



Saturday



Wednesday

4   Draw and write.

My favourite day is _____.

1  Look, trace and say.

boy



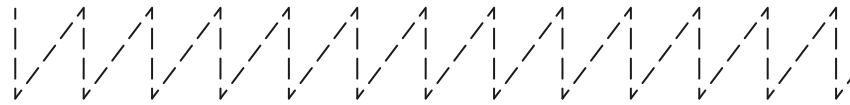
brother



cat



dad



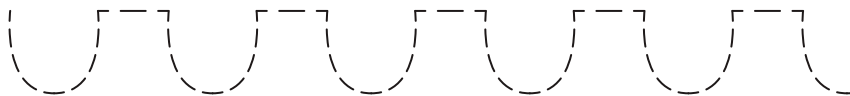
friend




girl



mum





sister



2  Look, number and say.

- 1 bag
- 2 book
- 3 crayon
- 4 pen
- 5 pencil
- 6 pencil case
- 7 eraser
- 8 ruler



3 Look, match and say.

chair



desk



door



floor



teacher



wall



















whiteboard



window




4  Look, tick (✓) and say.


ball		<input type="checkbox"/>		<input type="checkbox"/>
car		<input type="checkbox"/>		<input type="checkbox"/>
doll		<input type="checkbox"/>		<input type="checkbox"/>
plane		<input type="checkbox"/>		<input type="checkbox"/>
robot		<input type="checkbox"/>		<input type="checkbox"/>
teddy		<input type="checkbox"/>		<input type="checkbox"/>
train		<input type="checkbox"/>		<input type="checkbox"/>
yoyo		<input type="checkbox"/>		<input type="checkbox"/>

Fun time 1

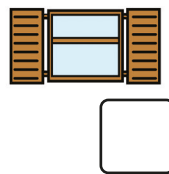
1  Count, write and trace.




cats




books




windows



balls



T-shirts







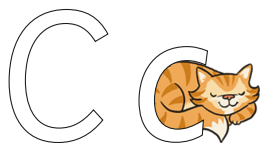



trains

2 Look, colour and trace.



Letters and sounds practice

 Trace and copy.



Letters and sounds practice

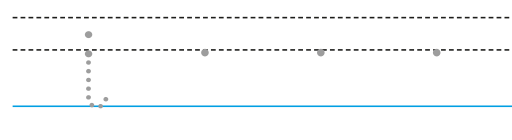








Image Credit(s):

123RF.com: acies 16, 32, 41, pockygallery 13, 31, 39; **Getty Images:** Andrew Olney 18, Getty Images Incorporated 25, 33, 41, in4mal 19, 32, 41, itsabreeze photography 30, 39, kupicoo 7, 30, 39, monkeybusinessimages 25, Ryan McVay 10, 31, 39, SolStock 16, 32, 41; **Pearson Education Ltd:** Studio 8 4, 25, 30, 39; **Shutterstock.com:** **Hasan Sumon** 11, Andrzej Rostek 12, Arctic ice 10, 31, 39, BearFotos 6, Yarkovoy 13, 31, 39, Christian Delbert 16, 32, 41, Dakalova luliia 25, 33, 41, Deep OV 4, DesignSpread 22, 33, 41, dezn56 10, 31, 39, ESB Professional 7, 22, 30, 33, 39, 41, Irina Wilhawk 6, Ground Picture 12, Ivonne Wierink 25, 33, 41, LightField Studios 12, Lopolo 4, 30, 39, MalikNalik 16, 32, 41, Margo Harrison 19, 32, 41, Marko Poplasen 19, 32, 41, oksana2010 10, 31, 39, pcruciatti 18, polya_olya 25, Prostock-studio 6, Rahhal 4, 30, 39, Rawpixel.com 25, Richard Peterson 25, 33, 41, Roman Rybaleov 18, Roman Samborskyi 7, 30, 39, RTimages 22, 33, 41, SergiyN 4, 30, 39, StockBox24 22, 33, 41, ViDi Studio 7, 30, 39, VIS Fine Art 19, 32, 41, Vladvm 13, 31, 39, Yellow Cat 13, 31, 39

Illustrated by Tamara Joubert (unit openers and stories) and Christos Skaltsas (Hyphen)

Cover Image: Rafa & Nathalie Studio, Robert Harding

Unit 1

Page 4



Page 7



Unit 2

Page 10



Page 13



Unit 3

Page 16




Page 19



Unit 4

Page 22



Page 25



